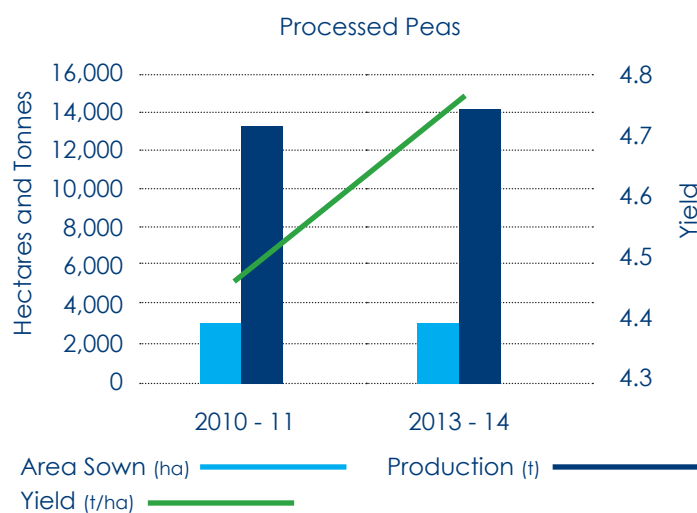
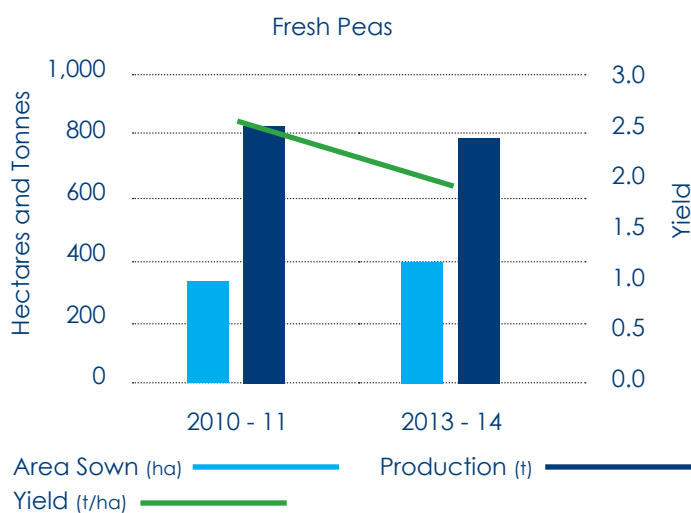


VEGGIE STATS: PEAS

Pea Production – Key facts and figures

- Since 2010-11, the gross value of fresh pea production has increased by 5 per cent, whereas the gross value of processed pea production has increased by 22 per cent.
- The production in tonnes of processed peas is almost 18 times greater than fresh peas, however the gross value of production for processed peas is less than two times greater.
- Yield has increased for processed peas, but decreased for fresh peas.
- Since 2011-12, exports of fresh and frozen peas have decreased by 76 per cent and 54 per cent respectively.
- Exports for frozen peas were more than double the value of exports for fresh peas in 2014-15.

Farm-Gate Statistics

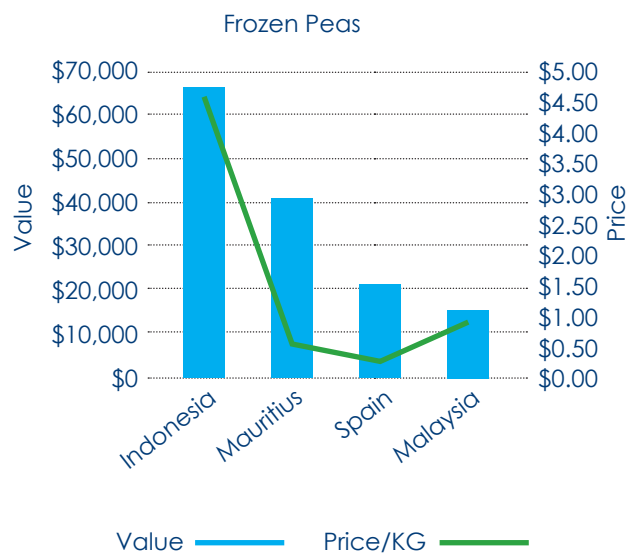
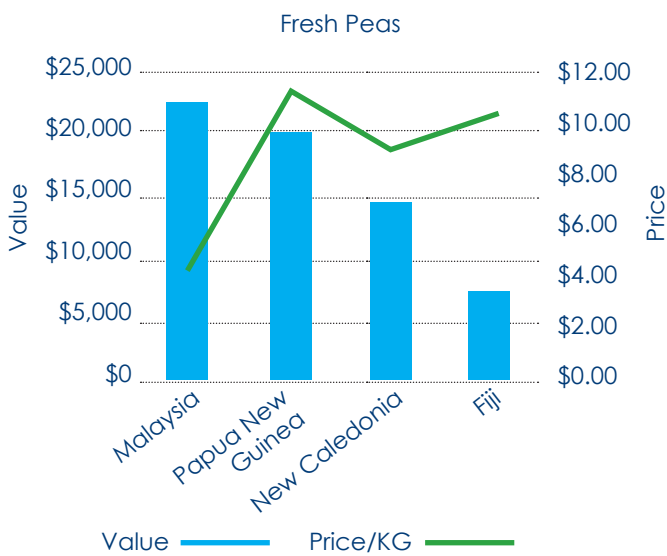
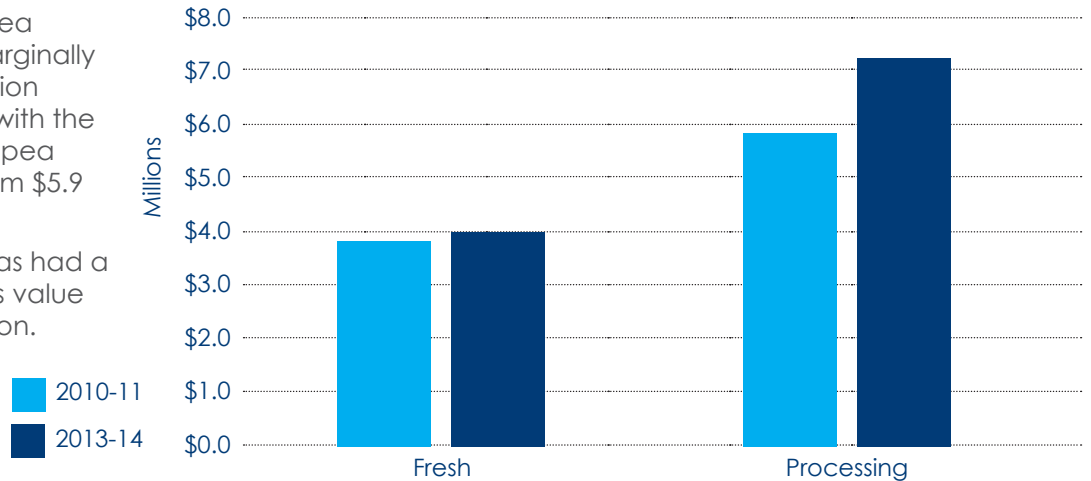


- Since 2010-11, production for fresh peas decreased from 813 tonnes to 793 tonnes in 2013-14, with area sown increasing from 327 hectares to 406 hectares over the same time period. This led to a decrease in yield.
- Since 2010-11, production for processed peas increased slightly from 13,392 tonnes to 14,151 tonnes in 2013-14. This led to a slight increase in yield as the area sown had decreased over the time period.

Gross Value of Production

The gross value of fresh pea production increased marginally from \$3.8 million to \$4 million from 2010-11 to 2013-14, with the gross value of processed pea production increasing from \$5.9 million to \$7.2 million.

In 2013-14, processed peas had a 64 per cent share of gross value out of total pea production.



- Malaysia was Australia's largest fresh pea export market in 2014-15, having a 27 per cent share of total fresh pea exports. Papua New Guinea had a 25 per cent share.*
- Indonesia was Australia's largest frozen pea export market in 2014-15, having a 38 per cent share of total frozen pea exports.
- It can be seen that prices for fresh peas tend to be much higher than prices for frozen peas.

* In August 2015, the Papua New Guinean Government instituted a ban on the import of selected Australian vegetables, including peas. This had no impact on the 2014-15 financial year.

Total Exports

In 2014-15, fresh pea exports were valued at over \$80,000 while frozen pea exports were valued at over \$170,000.

Frozen pea exports increased over the last financial year by 11 per cent, from \$156,000 to \$173,000.

