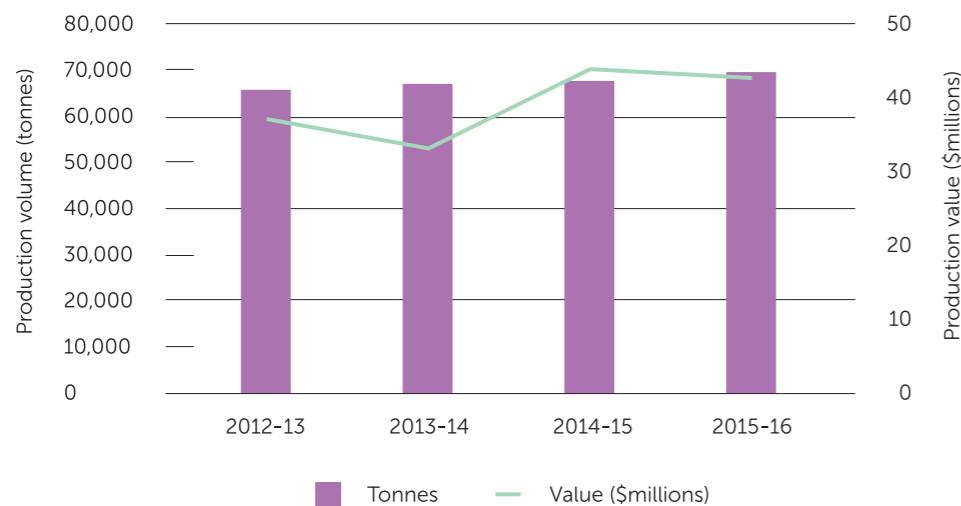


VEGGIE STATS: CABBAGE

KEY STATISTICS

- Australia produced around 69,400 tonnes of cabbage in the 2015-16 financial year, an increase of over 1,900 tonnes on the previous year.
- There were around 280 cabbage producers and around 2,340 hectares sown to cabbage in Australia in 2015-16.
- Exports of edible brassicas* earned over \$4.6 million in 2016-17.

FRESH CABBAGE PRODUCTION

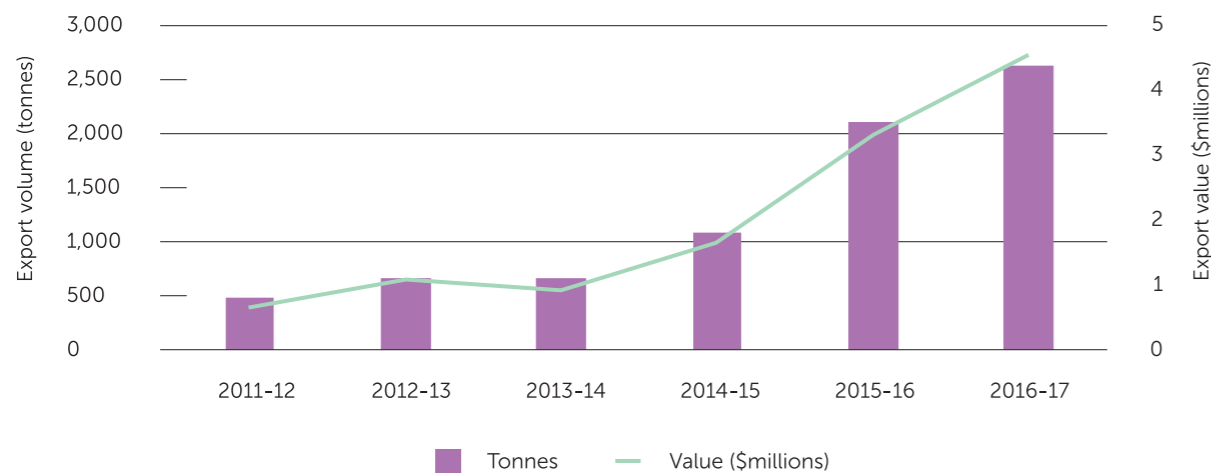


Source: Australian Horticulture Statistics Handbook - Vegetables, Hort Innovation, various years.

TOTAL EXPORTS

- Exports of edible brassicas* suffered a downturn for several years due to a range of market forces, including the value of the Australian dollar, but have shown growth over recent years.
- The export value of edible brassicas* has increased significantly over the past six years, roughly in line with the overall export volume over the same period.

TOTAL EXPORTS OF EDIBLE BRASSICAS* (FRESH OR CHILLED)



Source: Global Trade Atlas. *Excluding cauliflower, broccoli and Brussels sprouts.



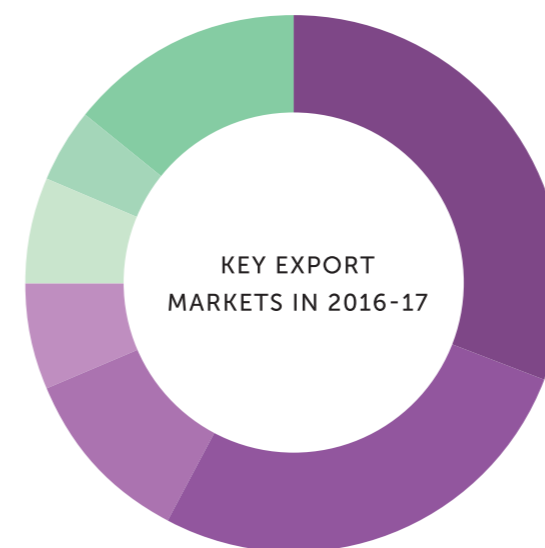
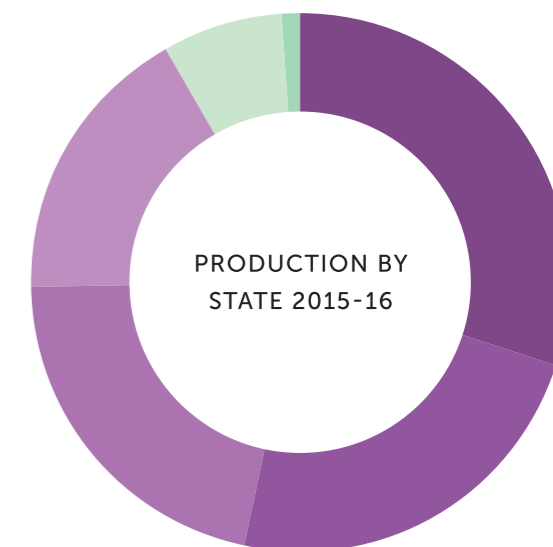
FACT: American baseball legend Babe Ruth wore iced cabbage leaves under his hat to keep cool while playing.

STATE PRODUCTION

- Australia produced around \$42.6 million worth of cabbage in 2015-16, down from around \$44.1 million in 2014-15.
- Victoria produced around 28 per cent of all cabbage grown in Australia in 2015-16, followed by Queensland, which produced over 20 per cent.



Source: 2015/16 Australian Horticulture Statistics Handbook - Vegetables, Hort Innovation, 2017.



KEY EXPORT MARKETS

- Singapore and Japan were by far the most valuable export markets for Australian edible brassicas* in 2016-17, individually worth more than the next three biggest markets (Taiwan, Hong Kong and Indonesia) combined.
- While Japan was the biggest market by value in 2016-17, Singapore has historically been the most valuable market over the past 20 years.



Source: Global Trade Atlas.

R&D

Drive Train

INFO

The Economist Sub-Program is a component of the Vegetable Industry Communication Program 2015-16. This project has been funded by Hort Innovation using the vegetable research and development levy and contributions from the Australian Government.

Project Number: VG15027

